


World Book Day Challenge



Reading is a powerful tool which can transport you anywhere.
We've joined up with the charity World Book Day for this special badge that celebrates reading and supports World Book Day's mission.

For even more programme ideas check out our 'World Book Day' board over on www.Pinterest.com/PawprintFamily

#AdventureForAll
www.PawprintFamily.com

Meet the FAMILY

Hi there! We're Charlotte & Jamie, the husband and wife team behind the Pawprint Family and we believe in #AdventureForAll.

It's our mission to help leaders, teachers and parents save time by providing ideas and opportunities to help them deliver everyday adventure and skills for life. We do this through our family of brands; find out more below and head to the website for your next adventure!



PAWPRINT BADGES

Pawprint Badges provides thousands of free activity ideas and resources to help leaders, teachers and parents deliver fun and adventure.

Every activity helps you share skills for life and is linked to one of our pawesome embroidered badges. Build your collection and celebrate adventures, new skills and knowledge gained.

PAWPRINT TRAILS

Pawprint Trails are treasure-hunt style walks around locations in the UK. Solve puzzles, track down the answers and explore everything our great country has to offer.

From historical sights to popular culture discover something new or rediscover a love for where you live then collect the badge to remember your adventures!

Whether you're looking for the perfect addition to your next family holiday or a few hours of fun with friends; each trail can be completed in a few hours or extended with our activity suggestions in to a weekend or a week's worth of fun!

PAWPRINT TALES

Pawprint Tales are fully illustrated stories that can be enjoyed by the whole family. Join Alfie (our fox-red Labrador) on his adventures around the UK - solving puzzles, turning detective and making new friends. With twists and turns, every tale is an opportunity to discover new places, people and history without needing to leave the comfort of your own home.

Enjoy Pawprint Tales alongside your Pawprint Trails or as a standalone adventure!

PAWPRINT TRUST

Every brand in the Pawprint Family supports the Pawprint Trust with a percentage of profits from every sale providing grants to young people. We're passionate about enabling young people to access life changing adventures.

Share your adventures and join us over on our social channels for even more adventures and a nosy behind the scenes at Pawprint HQ!




@pawprintfamily



@pawprint_family

WORLD
**BOOK
DAY**



Hello from World Book Day!

We're delighted to be working with
Pawprint Family to celebrate World Book Day.




World Book Day changes lives through a love of books and shared reading.

Our mission is to promote reading for pleasure, offering every child and young person the opportunity to have a book of their own.

Every year we offer children a fantastic selection of £1/€1.50 books for World Book Day that they can choose for free with their £1/€1.50 book token.

Find out more about our £1 / €1.50 selection:
worldbookday.com/books



Reading for pleasure is the single biggest indicator of a child's future success – more than their family circumstances, their parents' educational background or their income.

We want to see more children, particularly those from disadvantaged backgrounds, develop a love of reading for pleasure and the improved life chances this brings them.

Our Approach is based on research which tells us that there are
6 elements which support a child reading for pleasure:

1. Being read to regularly
2. Having books at home and school
3. Having a choice in what to read
4. Finding time to read
5. Having trusted help to find a book
6. Making reading FUN!



Just 10 MINUTES
a day reading with
a child makes a big
difference to their
future success.

Changing lives through a love of books and shared reading.

World Book Day® is a charity sponsored by National Book Tokens.

SPONSORED BY

NATIONAL
BOOK
tokens

Enjoy the magic of reading all year round

For early readers

Have fun sharing and talking about books with our [Share a Story Corner](#) video resources.



There are some fun activities to do together too.
worldbookday.com/share-a-story-corner

For readers who are becoming independent

Discover exciting new books each month as a member of our [World Book Day Book Club](#).

We've got a mix of books for KS2 with exclusive author videos, question ideas and even a snack suggestion - all you need to do is read the book and get chatting!

Discover more about the World Book Day Book Club:
worldbookday.com/bookclub



Still looking for something to do?

Don't worry we've got you covered with a whole range of fun and engaging videos, activities, reading recommendations and more!

We've got something for all ages - from nursery through to secondary school.

Visit our [School or Family Hubs](#) for more information.

Schools/Nurseries: worldbookday.com/schoolsandnurseries

Families: worldbookday.com/families

Fundraising

Do you want to help us achieve our mission to get books to children and young people who need them most?

Every £1 that you raise goes towards giving a child a book of their own, so no fundraising event is too small!

Find out how you can get involved and help with our [FUN](#)draising ideas:
worldbookday.com/fundraising/

A donation of
£1 helps us to get
£1 book tokens
and books to
every child.



HOW TO: Use Your Challenge Pack



This Challenge Pack has been created in partnership with World Book Day. Divided into 4 sections: Craft, Food, Games and Other, it's been designed to help you provide a balanced and varied programme for your young adventurers. We recommend that the following number of activities are completed by each age group:

Age 3 - 5							Craft	Food	Games	Other	PICK
Age 5 - 7											
Age 7 - 11											
Age 11 - 14											
Age 14 - 18											
Age 18+											

Leaders, Teachers & Parents
Award yourselves a badge for supporting your young adventurers in their activities!

TOP TIPS

- Adapt activities as necessary to meet your needs.
- Add your own activity ideas or develop them into projects.
- Use what you have; don't buy in lots of new materials/equipment.
- No need to send us evidence, responsible grown-ups decide when the badge has been earned.
- One challenge badge can take as long as you like; from a few hours to days or even a full term!

Terms of Use

By downloading or purchasing this resource you agree to our terms of use as outlined below. As a husband and wife team we work hard to keep all of our resources and activity ideas available free of charge; we can only do this with your help.

Please Do	You May Not
Use this resource with your young adventurers.	Redistribute or sell this resource in any way, shape or form.
Direct people to this resource online by sharing our website links.	Upload this resource to a website for download.
Tell your friends/family/colleagues about us!	Copy or modify any part of this resource to share with others either for free or for sale.
Share photos of you enjoying your adventures with us on social media.	Use any text, graphics, content or fonts without our written permission.




If you are unsure or have any questions about these terms of use please email info@pawprintfamily.com

You can view the extended terms of use on our website www.pawprintfamily.com/terms-conditions





Craft

**PAWPRINT
BADGES**

-  Decorate a cushion or make a bean bag to create a cosy 'Share a Story' place at home. Try and make time each day to read or share a story together; just a few minutes each day can make a big difference to our love of stories.
-  Create your own props to go with your favourite story and share it with a friend/family.
-  Paint your own story stones or create your own story dice then use them to tell or share a story.







What/Why?

Story stones/dice have simple pictures on of people, places, objects, etc. Roll your dice or lay your stones out in a random order then use your imagination to tell a story.

-  Make a book and write down/draw your daily adventures to create your own story like Jeff Kinney's *Diary of a Wimpy Kid*. Share your book with friends or family.
-  Write in a web like Charlotte the spider from *Charlotte's Web* by E. B. White by creating your own piece of string art.

How?



Hammer nails into a piece of wood to form a pattern, then use string/yarn to wrap between them to write a message. Take care when using hammers.

-  Paint, collage or draw your own inspirational quote canvas using a quote/phrase from your favourite book or author (like the one we used on the cover of this challenge pack!).
-  Build a den to read in. Make it big enough for two or more, so you can share stories in it!
-  Make a bookmark. Why not theme it around your favourite book, author or illustrator? You could include your favourite quote or a fact about reading.
-  Create a cheap and easy costume to dress up as your favourite book character for World Book Day. There are lots of ideas at worldbookday.com.
-  Make puppets to help you tell/share a story. You could even write your own short story.
-  Dress up a potato as your favourite book character, inspired by Paul Linnet and Sue Hendra's *Supertato*.













Food

PAWPRINT
BADGES

-  Bake/decorate a cake themed around your favourite book/character. See if your family/friends can guess it correctly and then share the story together.
-  Read *Charlie and the Chocolate Factory* by Roald Dahl and create your own 'candy bar' covered in sweets, cake decorations and toppings of your choice.

For Leaders...




There are confectioners where you can do this if you fancy a trip. Alternatively you can pick up chocolate bar moulds on-line and decorate your chocolate bar with sweets of your choice. Remember: chocolate can get very hot when melting.

-  In *The Lion, The Witch and The Wardrobe* by C. S. Lewis, Edmund gorges himself on Turkish Delight. Have a go at making your own or taste test different flavours.
-  Create your own afternoon tea then share *The Tiger Who Came To Tea* by Judith Kerr with your guests.
-  Make your own fruit kebabs based on *The Very Hungry Caterpillar* by Eric Carle. A great activity for practicing safe knife skills with little adventurers. For added challenge with older adventurers why not have a go at fruit carving or making pictures with fruit?
-  Make your own meatballs inspired by *Cloudy with a Chance of Meatballs* by Judi Barrett.
-  Dr. Seuss's *Green Eggs and Ham* is all about trying new foods. Try something you think you don't like, you might find that you like it!
-  Make a dish or a meal that tells a story or is inspired by your favourite book then share the story with friends and family.
-  Whip up your own 'Butterbeer' inspired by J. K. Rowling's *Harry Potter* stories.
-  Make your own giant chocolate cake inspired by the one eaten by Bruce Bogtrotter in Roald Dahl's *Matilda*.
-  Create your own book illustrations or stop-motion animations using food and different ingredients. What textures can you create in your images?
-  What can you make with tomatoes? Lola will absolutely not ever NEVER eat a tomato in Lauren Child's book *I Will Not Ever Never Eat a Tomato*. What dish could you make using tomatoes that Lola might like to try?





Games

**PAWPRINT
BADGES**

-  In a group create your own short story with each person saying only 1 word at a time going around the circle. Where will your story end up?
-  Hold a short story relay. In teams, take it in turns to run up to a piece of paper and write the next 3 words of the story. Read your stories aloud and share them with your group.
-  Play the 'park bench' game, acting as your favourite book character.






How?

Place 3 chairs together to form your 'bench'. Person A enters stage left acting as their favourite book character and sits on the bench. Person B enters shortly after (also from stage left) and the two characters interact with each other. After a short amount of time (30 seconds - 1 minute) person A exits stage right, leaving person B on the bench. Person C enters stage left and the two characters interact. Repeat until everyone has had a go at acting as their favourite character.

-  What happened next? Use your imagination to act out what happened in the moments after a paragraph from a book. Read aloud a short excerpt together and then decide what happened next.
-  Play the story chair game with your favourite short story.


How?

Group sits in a circle. The leader goes around and gives character names to each individual in turn. The leader then reads aloud an appropriate version of the story and each time a character's name is read out, those with that name must swap seats. Make it more difficult for older groups by removing a chair each time so that the person left standing is out.

-  Where's Wally? is a series of books created by the illustrator Martin Handford. Play a life-size wide game (outdoors) of Where's Wally?
-  Have a scavenger hunt in your local library, i.e. can you find a book with a picture of ... on the cover? Can you find a book with ... in the title?
-  Play a game of pictionary/charades with book titles and characters.
-  Play a game of book bingo with pictures of book covers or titles of some well-known novels.
-  Don't disturb the librarian in a game based on Queen's Keys. Can you creep in to the library and grab the book without being heard?



Other


 Have a competition with friends to take a photo of yourself reading in the most unusual or exciting place.


 Write your own short story and share it with friends or family.

Take it further...


Take a trip or visit a place that could inspire your writing. Maybe your story is about a museum exhibit, life under the sea or an everyday hero. Where could your story take you?


 Start your own book club in your school or local area and share what you're reading on social media using #WorldBookDay or #ShareAStory.

 Review a book you've read recently and share it in a fun way. Maybe you could vlog about it, write an article for a magazine or newspaper or create a cinema/TV advert to act out.

 Read aloud to someone else for 10 minutes, then listen as they read aloud to you.

 Take part in a story swap and swap books that you've read with others.

 Use our download to track the days that you read for at least 10 minutes. This could be with family or it could be someone reading to you if you're still learning.


 Visit your local library and find out about the facilities available there and any special events taking place.

 Visit your local bookshop and find out about the facilities available there and any special events taking place.

 Get together with friends and create your own book of short stories.


 Organise a group trip to your local bookshop to spend your £1 World Book Day tokens. Discover the list of this year's titles online at worldbookday.com.

 Just for fun - can you guess the book from the quote? Find some quotes and create your own quiz for friends/family members.

 Take part in or organise some fundraising for World Book Day. Every £1 raised goes towards giving a child a book of their own so no amount is too small. Find out more and get inspired at: worldbookday.com/fundraising/

Adventure Complete?

Reward your young adventurers with their World Book Day Challenge badge to mark their achievements! Head to the website to bag yours, download certificates and discover even more adventures!



Create a Keepsake!

Experienced adventure? Made memories? Then it's time to create a keepsake! Our Pawprint Family camp blankets are the perfect place to sew your badges and look back on them for years to come.



Personalise it!

Got your camp blanket? Then it's time to make it yours! Our alphabet badges are big, bright and bold...the perfect addition to your camp blanket, hoodies, bags and more. What will you personalise first?



Even More Rewards!

We're all about added value here at Pawprint Family. In addition to the 1000s of free activity ideas and resources you'll find loyalty stickers in every order and you can claim Children's University learning hours too!



Subscribe to the **Tribe News** for all the latest adventures direct to your inbox!

Scan me!

